









## Finish Surfaces for Produce and Food Areas

From UVM Extension AgEngineering Blog, posted April 29, 2016 by Chris Callahan

<http://blog.uvm.edu/cwcallah/2016/04/29/finish-surfaces-for-produce-and-food-areas/>

Smooth and cleanable surfaces are an important aspect of areas where produce is washed, packed, stored and processed. Many farms are investing in renovations and expansions of these areas and are seeking materials to meet this “finish surface” need regardless of specific regulation. Meanwhile, entrepreneurial food processing companies are often required to incorporate these materials due to regulation. This is a summary of some of the finish surface materials that are available, their pro’s and con’s and pricing at this time.

Material	Description	Pro’s	Con’s	Material Cost (\$/ft <sup>2</sup> )
<p><u>Fiber Reinforced Plastic (FRP) – Textured – Class C</u></p> 	<p>Fiberglass-based wall sheathing material. Dimpled or textured surface.</p>	<p>Very common and familiar to trades and suppliers.</p> <p>Can be installed with rivets or with adhesive.</p> <p>Wide array of trim pieces to aid in clean installation.</p>	<p>Requires a backer board of some sort to install.</p> <p>Drilled and riveted installations can allow moisture and water leakage into wall.</p>	1.39
<p><u>Fiber Reinforced Plastic (FRP)– Smooth – Class C</u></p> 	<p>Fiberglass-based wall sheathing material. Smooth, flat surface.</p>	<p>”</p> <p>Smooth surface is appealing to some for cleanability.</p>	<p>“</p>	1.92
<p><u>Galvalum Roofing – Ridged</u></p> 	<p>Painted, aluminum coated, galvanized steel sheets intended for roofing material but often used for wall sheathing as well.</p>	<p>Does not require a backing board, can be installed on furring.</p>		0.92
<p><u>Galvalum Roofing – Flat</u></p> 	<p>Flat version of the ridged product above sheet galvalum sheathing. (see p.25 of linked manual)</p>	<p>Does not require a backing board, can be installed on furring.</p> <p>Flat surface may be easier to clean for some.</p>		0.76

<p><u>Trusscore Paneling</u></p> 	<p>PVC twin-wall plastic panels</p>	<p>Does not require a backing board, can be installed on furring.</p>		<p>1.52</p>
<p><u>WallTuf Paneling</u></p> 	<p>Recycled PVC-based wall sheathing.</p>	<p>Considered more environmentally benign than FRP panels.</p>	<p>Requires a backer board of some sort to install.</p> <p>Drilled and riveted installations can allow moisture and water leakage into wall.</p>	<p>1.25</p>
<p><u>Extrutech Twinwall</u></p> 	<p>PVC twin-wall plastic panels</p>	<p>Does not require a backing board, can be installed on furring.</p>		<p>2.20</p>
<p><u>Utilite Paneling</u></p> 	<p>Polypropylene twin-wall plastic panels.</p>	<p>Does not require a backing board, can be installed on furring.</p>		<p>1.85</p>

Notes:

1. These are not necessarily compliant for food contact surfaces; they are meant to be finish materials for areas where food is being washed, packed or stored. I.e., the guidance is "smooth and cleanable."
2. The prices above are material cost only, the products differ in terms of installation labor as well. For example, "sheathing" will require some sort of rigid wall material to mount to where as rigid panels can be installed into furring strips. No installation costs have been captured above.
3. I have generally included links to manufacturer info. Most manufacturers sell via distribution channels. Check with your local building supply company about availability.
4. The pricing on these materials is quite variable depending on the source, when you obtain a quote, the quantity being ordered and how it is delivered. The list above is the best information available at the time of writing. Shop around and obtain quotes from several distributors.

We will plan on updates in the future. If you know of a material that should be included, please email [chris.callahan@uvm.edu](mailto:chris.callahan@uvm.edu)