

Slide 1

The Best New Proven Winners and  
How to Successfully Grow Them

Jessica Boldt  
Pleasant View Gardens



Slide 2

**Caladium Artful™  
Heartfire™ & Fire and Ice™**


- Grow from tubers – produced and shipped in from FL
- Available as #1 or jumbos
  - #1 – 4.25” grande or quarts
  - Jumbos – 6.5” or gallons
  - Multi-plant for larger pots
- Loves heat!
  - Grow @ 70-74F
  - Think Begonia and New Guinea temps
  - Do not bring in too early
  - Will go dormant when temps are in the 50’s



Slide 3

**Caladium Artful™ series –  
Heartfire™ & Fire and Ice™**

- Do not de-eye or plant upside down
- Feed very little – once at spike and 3 weeks later @ 200 ppm N
- Leaf burn (windowing effect) is an indication of too much fertility or sudden change from low light to full sun
- Keep evenly moist



Slide 4

**Calibrachoa Superbells® series**


- 3 new colors – Cherry Red Imp, Frost Fire, and Strawberry Punch
- Keep warm during root-out stage (68-72F), then can cool down to tone and finish (62-66F)
- Water management is critical!
- Keep pH between 5.5-6.0
- Preventative fungicide drenches are highly recommended



Slide 5

**Cuphea Vermillionaire™**


- Great hummingbird attractant
- Long season performer – spring through fall
- Loves heat
- Not prone to oedema
- 18-24” tall



Slide 6

**Cuphea Vermillionaire™**

- Grows best under higher light conditions
- Excellent branching – space as needed to avoid stretch and extra pinches
- B-Nine at 1250-2500 ppm is effective for height control
- Drought tolerant but do not allow plants to dry out until established in the landscape
- Moderate fertility – 150 ppm CLF



Slide 7

### Euphorbia Diamond Delight™

- “Double” Diamond Frost
- Grow exactly the same during production
- Diamond Delight is more dense than Diamond Frost – use caution when using in combos
- Reminder – NO FLOREL!



Slide 8

### Lobularia Dark Knight™

- New color to the lobularia family
- Medium vigor (most similar to White Knight)
- Maintains dark purple flowers, even in the greenhouse
- Do not overfeed
- Maintain even moisture
- PGRs are highly effective – watch your rates!



Slide 9

### Petunia Supertunia® Black Cherry

- New color addition
- Great in landscapes, hangers, and mixed planters
- Mixes very well with yellow, purple-blue, and white flowers
- General reminders:
  - pH of 5.5-6.0
  - 200 ppm N CLF, can take 300 ppm N if needed



Slide 10

### Petunia Supertunia® Limoncello

- Replaces Citrus
- Key improvements:
  - More vigorous
  - Less sensitive to cold temperatures
  - Less sensitive to PGRs (matches better with the other Supertunias®)



Slide 11

### Petunia Supertunia® Charms

- Rose Blast Charm, Morning Glory Charm, and Indigo Charm Imp. join the Charm sub-series of Supertunias®
- Smaller flower – excellent flower coverage and improved weather tolerance
- Smaller habit for easier small pot production
- Excellent branching



Slide 12

### Sutera Snowstorm® Snow Globe™

- Large-flowered sutera (bacopa)
- Maintains flower size better in warm weather
- Compact, mounded habit
  - Plants do not trail
  - Use caution when growing in combos
  - Excellent for grandes
- DO NOT let plants dry out! This is the main cause of color loss



Slide 13

## Verbena Superbena® Royales

- Royale Cherryburst and Royale Red are color additions to the Superbena® Royale sub-series
- First red and first bi-color Superbena®
- Smaller flowers
- Excellent branching
- Grower friendly
- Great summer performance



Slide 14

## Hanging Basket Production Tips

- We grow:
  - 55,000 total spring hangers
  - 34,000 spring combo hangers
  - 23 different combos
- Spring Crop time = 11 week average
- Same general recipe used for all combos
- We would love to share this with you!

Slide 15

## General Combo Growing Recipe

- Week 1 Transplant. Grow at 72 day - 65 night. Start CLF @ 200 ppm N.
- Week 2 Apply broad spectrum fungicide drench.
- Week 3 Maintain growing conditions.
- Week 4 Apply Florel @ 500 ppm. Trim a few days later.
- Week 5 Reduce growing temps to 68 day – 65 night.
- Week 6 Light trim to shape. Attach hanger and hang.
- Week 7 Repeat broad spectrum fungicide drench.
- Week 8 Reduce growing temps to tone baskets. Aim for 62-65 ADT.
- Week 9 Consider applying a Bonzi drench @ 2-4 ppm for growth control.
- Week 10 Baskets should start becoming ready.
- Week 11 Sell.

Slide 16

## Contact Information

Jessica Boldt  
Pleasant View Gardens  
603-435-1770  
JessicaB@pwpvg.com