

Slide 1

**WORKER PROTECTION STANDARD
(WPS)**

Taryn LaScola
Chief Pesticide Inspector
Pesticide Division
251 Causeway Street
Boston, MA
www.mass.gov/agr/pesticides
(617) 626-1782
Taryn.lascola@state.ma.us

Slide 2


WPS 4 MAIN COMPONENTS

| | |
|---|--|
| <p style="text-align: center;"><u>TRAINING</u></p> <ul style="list-style-type: none"> ☐ Workers vs. Handlers ☐ Trained prior to 6th day of work ☐ Video training ☐ Certified individual training ☐ Verification sheet/cards ☐ Every 5 years ☐ Language everyone understands | <p style="text-align: center;"><u>CENTRAL DISPLAY LOCATION</u></p> <ul style="list-style-type: none"> • EPA Poster • Records • Central Area |
| <p style="text-align: center;"><u>NOTIFICATION</u></p> <ul style="list-style-type: none"> • Verbal or Signs • Prior to application • Language everyone understands | <p style="text-align: center;"><u>DECONTAMINATION SITE</u></p> <ul style="list-style-type: none"> • Running water • Soap • Single use towel • Change of clothing |

Slide 3

TRAINING


- If training not provided prior to work, mini training must be given. Full training given before 6th day of work
- Appropriate training for worker, early entry worker or handler
- Not just video...need to specify on how your operation works
- If employee has had training prior to working for you and has verification, need to still train to about how your operation works.



Slide 4

CENTRAL DISPLAY LOCATION


- Must be located in area that employees go to each day
- Must have records in location
- Fill out poster
- Tell employees where this area is located during training



Slide 5



Slide 6



Slide 7



Slide 8



Slide 9



Slide 10



Slide 11

| State Required | Required (add'l items) |
|---|---|
| <ul style="list-style-type: none"> Place (Field location/Commodity) Date of application Product name EPA Registration Number Total amount of pesticide used Dilution Rate Target Pest Method of application Person making the application Size of area applied to | <ul style="list-style-type: none"> Active Ingredient REI Time of application |

Slide 12

NOTIFICATION

- Signs or Verbal

For Everyone: Some labels require both types of notification

For Nurseries, Farms, Forestry: If no one within 1/4 mile of area during treatment and REI, then notification not needed. UNLESS label states to post signs

For Greenhouses: start to end and during REI, no one will be allowed to go into treated area.

- Buffer and Ventilation Criteria and restrictions for Greenhouse and Nurseries
- Recommended to do both types of notification

Slide 13



Slide 14

DECONTINATION SITE

- Bathroom (running water, paper towels, soap, change of clothing, eyewash)
- Portable decontamination site if more than ¼ mile away from main site



Slide 15



Slide 16

QUESTIONS



Jaryn LaScola
 Chief Pesticide Inspector
Jaryn.LaScola@state.ma.us
 617-626-1782

Slide 17

Special Restrictions



Slide 18

Special Nursery Restriction

100 Foot Buffer:

Aerially, upward direction, or 150 psi
 Fumigant, Smoke, Mist, Fog or Aerosol

25 Foot Buffer:

Downward at height greater than 12 inches,
 fine spray, 40psi to 150psi
 Have to wear a respirator

Slide 19

Special Greenhouse Restriction

Ventilation Criteria Must be Met:
Fumigant, smoke, mist, fog, aerosol, or have to wear respirator

Slide 20

Ventilation Criteria

- Criteria on label
- If No labeling:
 - 10 air exchanges
 - 2 hrs using fans or mechanical ventilation
 - 4 hrs using windows or passive ventilation
 - 11 hrs w/ no ventilation and 1 hr mechanical ventilation
 - 11 hrs w/ no ventilation and 2 hr passive ventilation
 - 24 hrs w/ no ventilation

Slide 21

QUESTIONS



Jaryn LaScola
Supervisory Pesticide Inspector
Jaryn_LaScola@state.ma.us
617-626-1782